

Holy Family R.C. Primary School

Achievement Key Stage 2

2016

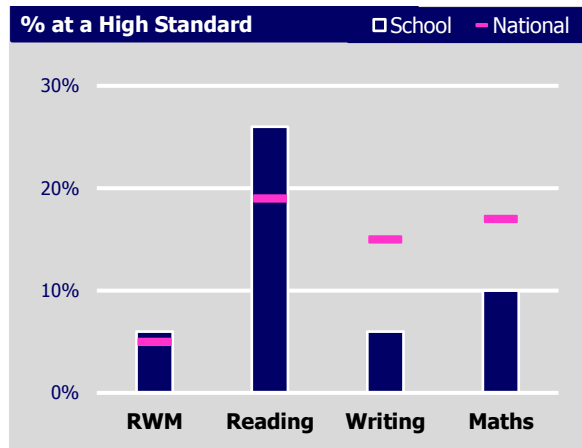
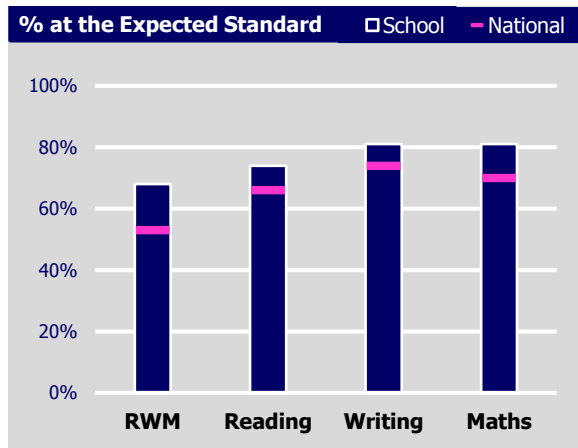
% Working at the Expected standard:

		National 2016
KS2: RWM	68%	53%
KS2: Reading:	74%	66%
KS2: Writing	81%	74%
KS2: Maths	81%	70%

% Working at a High Standard*:

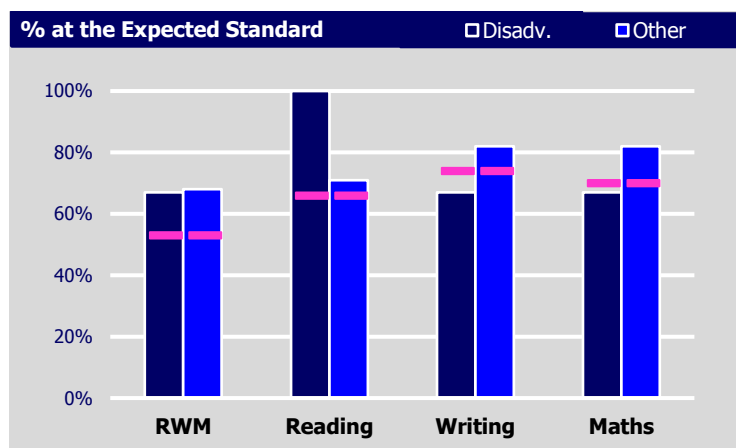
		National 2016
KS2: RWM	6%	5%
KS2: Reading:	26%	19%
KS2: Writing	6%	15%
KS2: Maths	10%	17%

* Greater Depth for Writing TA



	Disadvantaged Pupils	Other Pupils
Number of pupils in Year 6	3	28

% Working at the Expected Standard in:		
KS2: RWM	67%	68%
KS2: Reading	100%	71%
KS2: Writing	67%	82%
KS2: Maths	67%	82%



	Average Scaled Score	
	School	National
Reading	103	103
GPS	105	104
Maths	103	103

Progress Key Stage 1 to 2

	Progress Score				
	All Pupils	Disadvantaged Pupils	Other Pupils	Girls	Boys
Reading	-1.0	-1.4	-1.0	0.1	-3.1
Writing	-1.8	-4.5	-1.5	0.1	-4.8
Maths	-1.0	-6.3	-0.4	-1.2	-0.7

Score of zero or higher indicates that pupils are on average making progress in-line with or better than national.